



Set-Up & Pay for GICC Lunches and Tuition Online

Questions? Contact Dr Engle jengle@gicc.org

SET-UP YOUR ACCOUNT

1

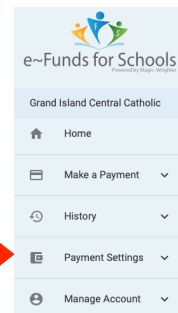
- Find your Student Numbers on PowerSchool and save them for Step 3
- Go to the e-Funds for Schools website:
<https://payments.efundsforschools.com/v3/districts/56814>
- Find the menu on the left side (desktop) or in the top left corner (mobile)
- Click CREATE AN ACCOUNT, choose a username, and enter all required data



PAYMENT SETTINGS

2


- Click PAYMENT SETTINGS from the menu
- Add payment methods (Direct Debit from a bank account, and/or Credit/Debit Card)



LINK YOUR STUDENT(S)

3

- Click MANAGE ACCOUNT from the menu, then click MANAGE STUDENTS
- Find your student(s) individually by entering the last name and Student ID (which is found in your PowerSchool account and is listed as the
- Once all of your students are added, click CONTINUE TO HOME

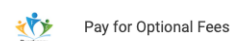


MAKE A PAYMENT

4

- Click either FUND LUNCH or PAY FOR OPTIONAL FEES (Tuition)
- Click the student you're paying for
- Type the amount you want to pay and click ADD TO CART
- Continue adding other Lunch or Tuition payments for the same or other students

What would you like to do?



COMPLETE YOUR PAYMENT

5

- Click BEGIN CHECKOUT once all payments have been added
- If you completed multiple payment methods in Step 2, confirm that this current payment method (Direct Debit or Credit/Debit Card) is what you prefer (or click EDIT to change it)
- The Date of payment will default to today unless you click EDIT to schedule a different date for this payment
- Frequency defaults to a one-time payment, or click EDIT to set-up recurring payments that are: Monthly, Weekly, Biweekly
- Review the list of charges you added to your Cart, as well as the Convenience Fee that will be charged by e-Funds
- Click PAY NOW

RECEIPTS & VIEWING PAYMENTS

6

- Immediately following each payment, a receipt will be sent to you via email showing your transaction
- To review the history of your eFunds payments, use the History tab from the menu, and select PAYMENT HISTORY

Reference Number	Items Purchased	Payment Method	Total	Payment Date	Status
25584567	1	Direct Debit	\$11.75	Aug 8, 2023	Pending
25584632	1	Credit Card	\$102.95	Aug 8, 2023	Pending

Page 1

PREVIOUS NEXT

e-Funds For Schools is an optional service for Central Catholic families to pay for Lunch and Tuition.

Transaction Fees apply to all e-Funds payments (\$1.75/ACH Direct Debit payments from bank accounts, and 2.95%/\$100 Credit or Debit Card payments). Transaction limits set by e-Funds are \$750 for ACH, and \$1,000 for Credit/Debit Cards.

Both Cash and Check payments are still accepted by the school office, as well.

Questions? Contact Dr Engle jengle@gicc.org